



Income – Last Fiscal Year

	Jan - Dec 17	Jan - Dec 18	Jan - Dec 19
Attorney Referral Program	15,000.00	15,000.00	15,000.00
Conference Income	45,219.29	31,266.24	35,188.78
Investment Income	0.00	6.11	3.05
Marketing			
Sales	1,115.00	130.00	0.00
Scrolling Banner	3,600.00	2,400.00	3,600.00
Static Ad	4,065.00	3,450.00	3,325.00
Website	100.00	0.00	0.00
Total Marketing	8,880.00	5,980.00	6,925.00




Income – Last Fiscal Year

	Jan - Dec 17	Jan - Dec 18	Jan - Dec 19
Membership Dues			
Affiliate	12,440.00	11,070.00	13,810.00
Emeritus	120.00	120.00	120.00
Fellow	40,403.75	36,175.00	36,870.00
First Year Post Grad	550.00	385.00	715.00
Student	845.00	930.00	1,460.00
Total Membership Dues	54,358.75	48,680.00	52,975.00
Other Income	0.00	277.95	0.00
Total Income	123,458.04	101,210.30	110,091.83




Expenses

	Jan - Dec 17	Jan - Dec 18	Jan - Dec 19
Bank/Credit Card Transactions			
Monthly/Yearly Fees	360.00	300.00	0.00
Transaction Fees	2,563.53	1,875.68	2,353.61
Transaction Offset	0.00	0.00	0.00
Total Bank/Credit Card Trans	2,923.53	2,175.68	2,353.61




Expenses

	Jan - Dec 17	Jan - Dec 18	Jan - Dec 19
Board of Directors			
Association Membership	0.00	1,000.00	1,000.00
Awards	868.48	519.63	931.08
Gifts	268.00	95.55	51.84
Meetings	2,079.54	4,671.51	644.14
Staff Travel	1,525.39	857.65	783.60
Travel	3,450.00	0.00	0.00
Total Board of Directors	8,191.41	7,144.34	3,410.66
Conference Expenses	58,933.35	47,324.47	30,413.02




Expenses

	Jan - Dec 17	Jan - Dec 18	Jan - Dec 19
Legal/Professional Fees			
Accountant	575.00	5,580.00	550.00
Corporate Filings	200.00	324.00	659.00
Insurance	3,114.00	2,805.00	2,847.00
Total Legal/Professional Fees	3,889.00	8,709.00	4,056.00
Management Fee	45,840.00	45,840.00	45,840.00



Expenses

	Jan - Dec 17	Jan - Dec 18	Jan - Dec 19
Office Expenses			
Conference Calls	576.12	685.22	32.96
Copies/Printing	159.88	76.16	1,320.38
Fax	1.60	2.20	0.00
Graphic Design	40.00	50.00	0.00
Listserv	487.50	450.00	467.99
Postage	204.71	138.10	196.14
Scans	64.40	91.20	29.60
Supplies	0.00	0.00	216.58
Telephone	417.19	389.11	532.10
Web Design	2,000.00	2,600.00	585.00
Web Hosting	225.00	1,356.00	1,231.37
Total Office Expenses	4,176.40	5,837.99	4,612.12



Net Surplus

	Jan - Dec 17	Jan - Dec 18	Jan - Dec 19
Total Income	123,458.04	101,210.30	110,091.83
Total Expense	123,953.69	117,031.48	90,685.41
Net Income	-495.65	-15,821.18	19,406.42




Income – Conference Only

	2018conf	2019conf
Miscellaneous		
Commission	391.24	505.78
Special Event	0.00	2,260.00
Workshop	750.00	0.00
Total Miscellaneous	1,141.24	2,765.78
Registration		
Guest	375.00	0.00
Member	17,826.00	18,944.00
Non-Member	2,796.00	749.00
Single Day	1,328.00	930.00
Student/Post Grad	1,800.00	2,175.00
Total Registration	24,125.00	22,798.00




Income – Conference Only

	2018conf	2019conf
Sponsors & Exhibits		
Sponsorship	5,000.00	7,500.00
Tables	1,000.00	500.00
Total Sponsors & Exhibits	6,000.00	8,000.00
Workshop		
Post-Con	0.00	475.00
Pre-Con	0.00	1,150.00
Total Workshop	0.00	1,625.00
Total Conference Income	31,266.24	35,188.78




Expenses – Conference Only

	2018conf	2019conf
Conference Management	2,884.27	1,862.84
Meals & Catering		
Breakfast	0.00	8,905.76
Lunch	0.00	4,852.51
Meal Functions	26,867.49	0.00
President Reception	0.00	272.12
Welcome Reception	0.00	2,203.27
Total Meals & Catering	26,867.49	16,233.66




Expenses – Conference Only

	2018conf	2019conf
Miscellaneous		
Cancellations	808.00	0.00
Certification	755.00	725.00
Off Site Event	0.00	2,139.00
Supplies	13.98	23.85
Total Miscellaneous	1,576.98	2,887.85
Printing and Copying		
Conference Announcement	2,831.33	3,243.93
Conference Postcard	1,635.26	1,642.11
Final Program	425.12	500.00
Graphic Design	313.00	360.00
Other Copying/Printing	367.59	367.00
Signs/Posters	0.00	43.79
Total Printing and Copying	5,572.30	6,156.83



Expenses – Conference Only

	2018conf	2019conf
Venue		
Audio Visual	7,024.14	2,469.81
Paid Rooms	2,110.14	0.00
Poster Boards	485.33	513.12
Shipping	803.82	288.91
Total Venue	10,423.43	3,271.84
Total Conference Expenses	47,324.47	30,413.02
Total Expense	47,324.47	30,413.02
Total Conference Income	-16,058.23	4,775.76



Cash Balance

	Dec 31, 18	Dec 31, 19
Checking/Savings	95,368.77	116,183.00
